



CSI Habitat Threats

A Story Game

Do you have what it takes to crack the case and save local wildlife from a climate catastrophe?

In small groups, you will take on the roles of two CSI (Climate Solution Investigation) Detectives and talk to local residents to figure out what happened, solving cryptic puzzles along the way.

In the story, colour coded text dictates speech and narration to really get you into the role – so be sure to each take a part!

- **Black Text** = Narrator
- Witness Statement = Frank, age 35
- **Green Text** = Detective [name]
- **Purple Text** = Detective [name]
- **Orange Text** = Local Resident

This game requires team work. Focussing on habitat threats, the topic encourages critical thinking and problem solving skills. Designed to be played as an interactive story, this nature themed game can be used to tie in to the English, Science and Geography curriculum.

All puzzle and clue cards are included and are designed to be solved by those aged 8 years and up.

Created by young people at Child Dynamix – The Hut – Hull

As part of their Green Influencer and Erasmus project ‘Trees4Seas’ focussing on Climate Change and their outputs relating to Community Awareness and Education.

How to Play:

- Place all clue cards, puzzle cards and answer cards face down
- Work the case 1 page at a time. DO NOT turn the page until the puzzle has been solved.
- You will need a clean and dry plastic bottle or plastic bag
- Ink pad
- A see through red tiddlywink or crafting film
- (Teacher) Props if you wish to 'set the scene'

Game Includes:

- 4 x Clue Cards
- 6 x Puzzle Cards
- 20 x Answer Cards
- 1 x Beach Scene Backdrop
- 1 x fingerprint evidence card
- 1 x CSI Case Book (story book)

BEFORE PLAY:

Puzzle card 6 will need to be cut up to create a jigsaw and placed into an envelope

Cut out all Answer Cards and put them in number order with card 1 at the top of the pack

Created by:

Young people from Child Dynamix
Age 15 and 16

Erasmus Participants and Green
Influencers 2021/2023

Youth Citizen Enquiry for Climate
Action - "Trees4Seas" Project



CSI Habitat Threats

A Story Game

Work together to solve the puzzles and clues to save local wildlife from a climate catastrophe



Climate Solutions Investigations

CSI Habitat Threats – A story game

GAME LEADER/TEACHER – BEFORE YOU START

Take a finger print from each player using an ink pad, placing them on the evidence sheet. Cut them up and place them all inside an empty water bottle or an empty bag – all will be revealed at the end of the game.

Setting the scene...

It's the aftermath of a serious storm – they are calling it a hurricane, which isn't common 'round these parts. The wind blew, whipping up the waves, causing devastation and destruction along the coast, leaving this beach in ruin.

The community has come together to do what they can to sort through the mess and save what they can, trying their hardest to restore their once beautiful coastal village.

Once on the sand, the villagers discover that local wildlife have also been severely affected – a baby bird has been separated from its mother - so you, the Climate Solutions Investigation (CSI) Unit have been called in to save the day.

Your job is to investigate the scene, follow the clues and solve the case.

TURNOVER CLUE CARD 1

**CLIMATE SOLUTIONS INVESTIGATION (CSI) UNIT
CASE FILE**

Case Number: 77345663

What are you searching for?

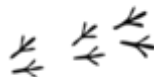
Missing Animal Case

Animal has been separated from its offspring. The race is on to reunite them and ensure their survival.



Safety Note:

The beach is full of hazards. Navigate them carefully and don't put yourself in danger. Your safety is first priority.



Habitat

Size

Threats

It lives in the cliff edge, going back and forth between the many holes made in the sandy banks

Small approximately 25-33cm weighs 11-20g

High winds
Human impact
Coastal erosion
Disease

Witness Statement:

I've often seen these creatures moving rapidly between the sea and back into their homes in the sandy banks. They catch small flying insects. They dart around the place super-fast!

They are such a small creature, but flocking in groups, they sure can create a lot of noise. That's what caught my attention when I came onto the beach, the high pitched screeching sound... it was gone. Just silent. The storm must have really upset them.

I went over to explore the sandy bank... you know, just to check they were ok. And that's when I found it. The poor baby lying in the sand and mother nowhere to be seen. Please find her, the baby won't survive long otherwise - witness: Frank, aged 35

Additional Information:

Police suspect additional foul play so fingerprints have been taken from everyone in the community.



So, I suppose the witness statement is something to go on. The witness said the animal has been ‘flocking in groups’, so we know it is a bird...

... the wings and feathers certainly gave that away. Genius investigation skills there...

Alright, no need for the sarcasm, it’s a bird. But we still don’t know what kind of bird we are looking for...

Let’s take a look at the case file statement again and pull out some clues that will help. There has to be something that will help us identify it from this line up.

TURN OVER PUZZLE CARD 1

Examine the animal line up

Match the clues in the witness statement to those below each suspected victim

Can you uncover what species we are searching for?

Once you have your answer, turn the page and continue the case.



Great Job!

TURNOVER CLUE CARD 2

We have identified our victim – it's a baby SAND MARTIN and so we are looking for an adult, which as you can see looks a bit different to the baby.

Now we know this, it is important to find mum as quick as we can. Such small birds need feeding regularly – it won't survive long without her.

The animal rescue team are keeping a close eye on it. But you are right. Although populations are stable in the UK, droughts in Africa have caused a huge drop in global numbers. Every life counts. But this beach is huge, she could be anywhere...

Let's go talk to the volunteers and find out more about where the baby bird was found.

Good thinking, let's start there.

Turn the page and continue the case



TURN OVER CLUE CARD 3

Great effort everyone – there is a lot of mess and destruction here. But every little bit you do, makes a huge difference to the environment and the animals that live here.

You should all be super proud of yourselves.

We were just wondering though, who was it here that found the baby bird?

That was me!

I found it over there, by the oil slicks. We were lucky enough to find the poor baby before it got covered in the oil. More and more is washing up by the minute!

Any sign of the mum yet?

That's who we are working to find.

Thanks so much for your help!

TURN OVER PUZZLE CARD 2

What a disgusting mess!

Where has all this oil come from? Take a look around, there has to be a clue somewhere - even just a small clue....

Car – Answer Card 5

Boat – Answer Card 12

Aeroplane – Answer Card 18



Once you have the answer, turn the page and continue the case

Well that oil spill has caused a huge risk to wildlife, that's for sure!

And the amount of tiny plastic beads that have made their way into the ocean will create all kinds of problems, they will make the animals really sick.

Not just that though. Did you know plastic takes 400 years to break down and never truly disappears? It just gets smaller and smaller. They have even begun to find plastic in our human bodies, which has made its way there through the food chain.

Yikes! That's scary...

Hold up, I see something over there – I wonder if it is another clue?

TURN OVER PUZZLE CARD 3

What is that in the sand?

We may need to examine this closer. Maybe take a look at this under a different light... What do you see?

A single footprint – Answer Card 3

A single feather – Answer Card 17

A single wiggly worm – Answer Card 4

Once you have the answer, turn the page and continue the case



Our missing bird was definitely here. She cannot be too far away...

Quick look around, is there anything else here that could help us discover which way she went?

TAKE ANOTHER LOOK AT PUZZLE CARD 3

Is there anything else you can spot in the picture to give you a clue?

Did you find them? – Great Job!

TURN OVER PUZZLE CARD 4

There are foot prints everywhere!

Can you identify the right set of footprints and follow them, discovering the correct location to continue our search?

Into the water – Answer Card 15

At the base of the cliff, near the house – Answer Card 7

Toward the fallen trees – Answer Card 11

Once you have the answer, turn the page and continue the case



Let's head over to the washed up tress, the trail seems to be leading us that way, over there!

But on our way over, let's tell the beach cleaners to steer clear of that sandy cliff. The wind and sea have caused a lot of damage, washing it away and causing erosion. It looks unstable and could be dangerous if they get too close.

Good thinking, last thing we need is more casualties within this disaster zone.

TURN OVER PUZZLE CARD 5

Where do we start here?! There is so much rubbish that has been washed up onto the shore.

It's not until you see it like that that you realise just how much we humans throw away. There must be some clues here though...

Explore the scene. Look carefully and take a close look around. Can you see anything that tells us where to start searching? Which direction shall we go?

Middle – Answer Card 13

Left – Answer Card 6

Right – Answer Card 19

Once you have the answer, turn the page and continue the case



TURN OVER CLUE CARD 4

OK, we have narrowed it down to this spot – and I can hear tweeting!
It must be the mummy bird!

But how do we get to her? We need to get her out of here.
I'm not entirely sure, but it could take a little un-scrambling to solve
this one...

OPEN UP PUZZLE CARD 6

Release the mother bird from the plastic
Take care not to disturb her too much – she scares easily!

What did you find her hiding behind?

Plastic bottle – Answer Card 9

Plastic bag – Answer Card 1

Polystyrene – Answer Card 14

Tangled fishing Lines – Answer Card 20

Once you have the answer, turn the page and continue the case



CONGRATULATIONS!

You have successfully solved the case and saved the mother Sand Martin

After a full check over, mother and baby have been reunited at last – and just in the nick of time too!

Let's get them both down to the animal rescue shelter so they can recover with a warm bed and fresh meal. They will keep a close eye on them and release them when they are back to full health again.

Absolutely! – Great detective work everyone.

But... There is just one more puzzle to solve.

Ah yes. The police mentioned they suspected foul play. Some members of the community have contributed to the problem here.

I think we need to take a close look at the fingers prints collected at the very beginning...



RETRIEVE THE PLASTIC BOTTLE/PLASTIC BAG

This should contain a finger print from all the players/all the children in the class who have taken part.

Give it a good shake and select a random number of prints (depending on the size of your group)

Those selected now have to share one way in which they pledge to help the environment at home or in school to reduce plastic waste and pollution.

THANK YOU FOR PLAYING!

The Crime Scene







Clue Card

1

Clue Card

2






Clue Card

3

Clue Card

4

<p>Suspect 1 Atlantic Puffin (<i>Fratercula arctica</i>)</p>		<p>Suspect 2 Sand Martin (<i>Riparia riparia</i>)</p>		<p>Suspect 3 Eurasian Oystercatcher (<i>Haematopus ostralegus</i>)</p>		<p>Suspect 4 Greater Black-backed Gull (<i>Larus marinus</i>)</p>	
<ul style="list-style-type: none"> • Small-medium bird • Migrant species, in the UK between April and July • Live in groups • Nest on steep rocky cliffs overlooking the sea • Eats fish 	<ul style="list-style-type: none"> • Small bird • Migrant species from Africa, it is seen in the UK between March and October • Live in groups • Nests in sandy banks • Eats small and flying insects 	<ul style="list-style-type: none"> • Medium bird • Migrates between Africa and Europe for breeding • At 40-45cm it is one of the largest wading birds in the UK • Makes its nest out of pebbles and Eats shellfish and worms 	<ul style="list-style-type: none"> • Large bird • At 64-79cm long and with a wingspan up to 1.7m it is the largest gull in the world • Lives along rocky and sandy coasts but also seen further inland • Eats fish 	<p>ANSWER CARD 2</p>	<p>ANSWER CARD 10</p>	<p>ANSWER CARD 8</p>	<p>ANSWER CARD 16</p>





Puzzle Card

1

Puzzle Card

2






Puzzle Card

3

Puzzle Card

4





Puzzle Card

5

Puzzle Card

6

Finger print form – print as many as you need, one finger print for each player – don't forget to label it with their name. Then cut them out and place in an empty plastic bottle or bag

CRO Number [] [] [] [] [] [] [] []		NATIONAL FINGERPRINT FORM This form must be completed in BLOCK LETTERS using black ink. Ensure all the boxes are completed. The form must then be signed by the officer taking the fingerprints		Family Names		Form ID Number 012671266/001/				
Date				Forename						
				Alias/Maiden Name						
				Sex	DOB					
Charged		Arrest Summons Number	[] [] [] [] [] [] [] []	PRISONER'S Signature						
Reported		Custody No/Exhibit Label	[] [] [] [] [] [] [] []							
Caution		Identify this form as exhibit no.		[] [] [] [] [] [] [] []	OFFICER'S Signature					
Warning		Taken by		Appearing/Attending						
Reprimand		Force		Offence (1)						
Not Charged		Charging Station		[] [] [] [] [] [] [] []	Offence (2)					
RIGHT HAND	Thumb	Fore		Middle		Ring		Little		
	[] [] [] [] [] [] [] []	[] [] [] [] [] [] [] []		[] [] [] [] [] [] [] []		[] [] [] [] [] [] [] []		[] [] [] [] [] [] [] []		
	LEFT HAND	Thumb	Fore		Middle		Ring		Little	
		[] [] [] [] [] [] [] []	[] [] [] [] [] [] [] []		[] [] [] [] [] [] [] []		[] [] [] [] [] [] [] []		[] [] [] [] [] [] [] []	



<p>CORRECT!</p> <p>Turn over the page and continue your investigation</p>	<p>CORRECT!</p> <p>Turn over the page and continue your investigation</p>	<p>CORRECT!</p> <p>Turn over the page and continue your investigation</p>
<p>CORRECT!</p> <p>Turn over the page and continue your investigation</p>	<p>CORRECT!</p> <p>Turn over the page and continue your investigation</p>	<p>CORRECT!</p> <p>Turn over the page and continue your investigation</p>
<p>WRONG!</p> <p>Take a closer look and try again</p>	<p>WRONG!</p> <p>Take a closer look and try again</p>	<p>WRONG!</p> <p>Take a closer look and try again</p>



ANSWER CARD
6

ANSWER CARD
9

ANSWER CARD
10

ANSWER CARD
11

ANSWER CARD
12

ANSWER CARD
17

ANSWER CARD
1

ANSWER CARD
2

ANSWER CARD
3



<p>WRONG!</p> <p>Take a closer look and try again</p>	<p>WRONG!</p> <p>Take a closer look and try again</p>	<p>WRONG!</p> <p>Take a closer look and try again</p>
<p>WRONG!</p> <p>Take a closer look and try again</p>	<p>WRONG!</p> <p>Take a closer look and try again</p>	<p>WRONG!</p> <p>Take a closer look and try again</p>
<p>WRONG!</p> <p>Take a closer look and try again</p>	<p>WRONG!</p> <p>Take a closer look and try again</p>	<p>WRONG!</p> <p>Take a closer look and try again</p>



ANSWER CARD

4

ANSWER CARD

5

ANSWER CARD

7

ANSWER CARD

8

ANSWER CARD

13

ANSWER CARD

14

ANSWER CARD

15

ANSWER CARD

16

ANSWER CARD

18



WRONG!

Take a closer
look and try
again

WRONG!

Take a closer
look and try
again

WRONG!

Take a closer
look and try
again



ANSWER CARD
19

ANSWER CARD
20

ANSWER CARD



**Child
Dynamix**
Communications and e-Learning
© 2019-2023 Child Dynamix